




Atlas Copco



Oil-free rotary screw compressors

ZR 200-355 VSD+



Contents

1

Cover

3

Introduction

5

Features

14

Optimum air quality

16

Highest efficiency

19

Smart AIR solutions

21

Options

22

Engineered solutions

23

Service

25

Oil & air flows

26

Specs Pack version

28

Specs iMD

30

Specs iMDG

32

Back cover

The best of all worlds

The shortest route to superior productivity is to minimize operational cost while maintaining an uninterrupted supply of the right quality of air. The Atlas Copco Z compressor series is focused on effectively saving energy, ensuring product safety – only oil-free machines exclude contamination risks for 100% – and guaranteeing the utmost reliability around the clock. And not just today, but day after day, year after year, with minimal maintenance cost, few service interventions and long overhaul intervals.





Highest reliability

For over 60 years Atlas Copco has pioneered the development of oil-free air technology resulting in the largest range of air compressors and blowers within our industry.



100% oil-free compressed air

The ZR offers you 100% pure, clean air that complies with ISO 8573-1 CLASS 0 (2010) certification.



Maximum energy efficiency

The ZR's superior oil-free screw elements provide the optimum combination of high Free Air Delivery (FAD) with the lowest energy consumption.



The most complete package

With the ZR compressor, Atlas Copco provides a totally integrated, ready-to-use package including internal piping, coolers, motor, lubrication and control system.



Global presence – local service

Our aftermarket product portfolio adds maximum value by ensuring optimum availability and reliability of compressed air equipment with the lowest possible operating costs.



SMARTLINK

- Monitor your compressed air installation with SMARTLINK
- Knowing the status of your compressed air equipment at all times is the surest way to achieve optimal efficiency and maximum availability.




Features & benefits


Introducing the Atlas Copco ZR 200 355 VSD⁺, where efficiency meets reliability and sustainability. This air compressor is designed for industries demanding high compressed air quality standards.

ZR 200-355 VSD⁺ FF (iMD)

LEFT VIEW




RIGHT VIEW




1 High performance elements

- Next generation world class compression element.
- Atlas Copco superior rotor coating for high durability.
- Thermal efficiency reduces the expansion leading to reduced wear and increased reliability.
- More compact, improved rotor profiles and cooling jackets for maximum durability.



3 Efficient motor

- Permanent Magnet water cooled motor with oil lubricated bearings.
- Rock-solid reliability prevents dust and water entering the motor.



2 Advanced touch screen monitoring system

- User-friendly Elektronikon® Touch, with enhanced connectivity potential.
- Included warning indications, maintenance scheduling and online visualization of the machine's condition for increased reliability.




4 NEOS drive

- Atlas Copco NEOS inverter is designed to work in the harsh conditions of the compressor house.
- Modular design allows replacement of individual components, reducing maintenance cost.
- The cubicle keeps the inverter cool extending the lifetime & increasing operational efficiency.




5 Reliable cooling

- Cooler with highly efficient water separator for higher reliability.
- Stainless steel enlarged surface coolers to ensure top performance over a long lifetime.
- Pipes with star profile form bi-anodised aluminium for preventing corrosion
- Easily removable for quick, cost-efficient maintenance.



6 Zero loss drains

- Clearance of all water & contamination.
- Increasing both product & system reliability.



7 Easy access

- Easy access to all components to minimize maintenance times.
- Hinged doors for easy routine maintenance eg. cleaning.
- Saves valuable and often expensive floor space in a facility.
- Highest ratio flow/footprint on the market.

8 Soundproof design


- Silenced canopy ensures optimal working conditions for everyone in the immediate environment.
- Optimized internal ducting and integrated pulsation damper to reduce the noise level.
- High quality coated canopy to prevent dust.

9 Grouped service items

- Minimal service time because service parts are grouped together for ease of access.
- All components are designed for serviceability and long lasting lifetime.


10 Integrated dryer

Having an integrated dryer helps for easier installation, less pressure drop because of more efficient connections. On top of that it also saves a lot of space in your compressor room.




ZR 200-355 VSD⁺ FF (iMDG)

LEFT VIEW




RIGHT VIEW




1 High performance elements

- Next generation world class compression element.
- Atlas Copco superior rotor coating for high durability.
- Thermal efficiency reduces the expansion leading to reduced wear and increased reliability.
- More compact, improved rotor profiles and cooling jackets for maximum durability.



3 Efficient motor

- Permanent Magnet water cooled motor with oil lubricated bearings.
- Rock-solid reliability prevents dust and water entering the motor.



2 Advanced touch screen monitoring system

- User-friendly Elektronikon® Touch, with enhanced connectivity potential.
- Included warning indications, maintenance scheduling and online visualization of the machine's condition for increased reliability.




4 NEOS drive

- Atlas Copco NEOS inverter is designed to work in the harsh conditions of the compressor house.
- Modular design allows replacement of individual components, reducing maintenance cost.
- The cubicle keeps the inverter cool extending the lifetime & increasing operational efficiency.




5 Reliable cooling

- Cooler with highly efficient water separator for higher reliability.
- Stainless steel enlarged surface coolers to ensure top performance over a long lifetime.
- Pipes with star profile form bi-anodised aluminium for preventing corrosion.
- Easily removable for quick, cost-efficient maintenance.



6 Zero loss drains

- Clearance of all water & contamination.
- Increasing both product & system reliability.



7 Easy access

- Easy access to all components to minimize maintenance times.
- Hinged doors for easy routine maintenance eg. cleaning.
- Saves valuable and often expensive floor space in a facility.
- Highest ratio flow/footprint on the market.


8 Soundproof design

- Silenced canopy ensures optimal working conditions for everyone in the immediate environment.
- Optimized internal ducting and integrated pulsation damper to reduce the noise level.
- High quality coated canopy to prevent dust.

9 Grouped service items


- Minimal service time because service parts are grouped together for ease of access.
- All components are designed for serviceability and long lasting lifetime.

10 Dryer




ZR 200-355 VSD+ Pack

LEFT VIEW




RIGHT VIEW




1 High performance elements

- Next generation world class compression element.
- Atlas Copco superior rotor coating for high durability.
- Thermal efficiency reduces the expansion leading to reduced wear and increased reliability.
- More compact, improved rotor profiles and cooling jackets for maximum durability.



3 Efficient motor

- Permanent Magnet water cooled motor with oil lubricated bearings.
- Rock-solid reliability prevents dust and water entering the motor.



2 Advanced touch screen monitoring system

- User-friendly Elektronikon® Touch, with enhanced connectivity potential.
- Included warning indications, maintenance scheduling and online visualization of the machine's condition for increased reliability.




4 NEOS drive

- Atlas Copco NEOS inverter is designed to work in the harsh conditions of the compressor house.
- Modular design allows replacement of individual components, reducing maintenance cost.
- The cubicle keeps the inverter cool extending the lifetime & increasing operational efficiency.




5 Reliable cooling

- Cooler with highly efficient water separator for higher reliability.
- Stainless steel enlarged surface coolers to ensure top performance over a long lifetime.
- Pipes with star profile form bi-anodised aluminium for preventing corrosion.
- Easily removable for quick, cost-efficient maintenance.



6 Zero loss drains

- Clearance of all water & contamination.
- Increasing both product & system reliability.



7 Easy access

- Easy access to all components to minimize maintenance times.
- Hinged doors for easy routine maintenance eg. cleaning.
- Saves valuable and often expensive floor space in a facility.
- Highest ratio flow/footprint on the market.

8 Soundproof design

- Silenced canopy ensures optimal working conditions for everyone in the immediate environment.
- Optimized internal ducting and integrated pulsation damper to reduce the noise level.
- High quality coated canopy to prevent dust.

9 Grouped service items

- Minimal service time because service parts are grouped together for ease of access.
- All components are designed for serviceability and long lasting lifetime.

Optimum air quality

By using our compressors and air treatment equipment you will avoid dust, water or oil in your process. It's important to have the right air quality to maximize your efficiency. If the air quality is too low, you will reduce the reliability of production equipment or processes. If the air quality is too high you're wasting energy. Therefore it's crucial to have the right air quality for your needs.



The perfect installation for your requirements

You have to avoid 3 things: water, dust & oil contaminants.

Water

Water in compressed air creates corrosion, rust and can damage your end product. We have twin, desiccant and rotary drum dryers to remove any level of water in your air.

Dust

Dust in your compressed air creates extra friction, which leads to extra wear & tear in e.g. pneumatics. Our wide range of filtration solutions can remove all levels of dust in your system.

Oil

Oil particles entering the compressed air system can create product contamination and damage your end products. With our oil-free products and filtration solutions we can deliver Class-0 air for industries like food & beverage, medical & health care, textiles, chemical,...

Which air quality do you require?

CLASS 0 = As specified by the equipment user or supplier and more stringent than class 1


CLASS 1 = < 0.01

CLASS 2 = < 0.0

CLASS 3 = < 1

CLASS 4 = < 5

Current ISO 8573-1 (2010) classes (the five main classes and the associated maximum concentration in total oil content). Concentration total oil (aerosol, liquid, vapor) mg/m³. Contact your local Atlas Copco representative to decide the right air quality for your application needs.



Our air treatment portfolio



Refrigerant dryer

Refrigerant dryers are the most common and consist of an air-to-air heat exchanger and an air-to-Freon heat exchanger. They are used to avoid free water and corrosion in the system. A relative humidity of below 50% is enough to achieve this. Refrigerant dryers are available in water- & air-cooled variants.

Desiccant dryer

Adsorption dryers are used when the compressed air application requires a pressure dew point below 0°C. In most cases, the dryers consist of two pressure vessels next to each other. Both vessels are filled with desiccant. When one vessel is removing moisture, the other is regenerating and vice versa.

Drum dryer

A variant on the twin tower heat of compression adsorption dryer is the rotary drum adsorption dryer. A rotary drum dryer exists of one vessel with a drum. This drum is a honeycomb structure on which the adsorption material is impregnated. ¾ of the drum is used to dry the compressed air, while the other quarter is used for regeneration. The regeneration is done with hot compressed air.

Filters

We offer a wide selection of utility and process filtration solutions for compressed air and gas with different filter types and grades to remove any dust, micro organisms or oil from your compressed air system.


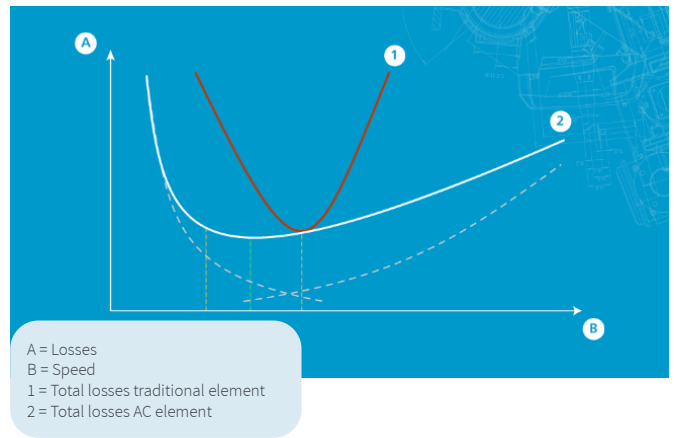
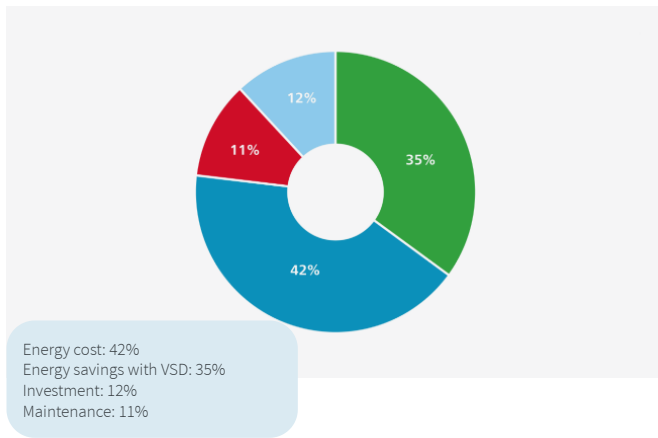
Highest efficiency

Over **80%** of a compressor's lifecycle cost is taken up by the energy it consumes. Moreover, the generation of compressed air can account for more than **40%** of a plant's total electricity bill. The ZR is not only designed for reliability, but also for efficiency. Our unique and patented elements are designed in-house for maximum efficiency. The superior rotor coating, compact rotor profiles and cooling jackets guarantee maximum compression efficiency. The unique Z seal design guarantees efficient and 100% certified oil-free air for your application.



Designed for VSD

Compressors don't always run at full load, because your application often has a varying air demand. Atlas Copco's VSD technology closely follows the air demand by automatically adjusting the motor speed. This results in large energy savings of up to 35%. The elements of the ZR are designed for VSD machines to run efficiently at the broadest possible range. For this unit we also designed our own NEOS inverter to constantly optimize the motor speed and our own Permanent Magnet Motor for class-leading efficiency.



VSD+ concept

The ZR VSD+ range with its dual NEOS drives has the widest operating range on the market today. These units can operate from 11 to 100% load without wasting energy from unloaded operation, resulting in huge energy savings during periods of low to medium air demand. Another advantage of the dual NEOS drives is that the ZR VSD+ always works at optimal efficiency at any pressure, when comparing to standard fixed speed and VSD machines that have a fixed gear ratio.

Optimized air flow in the machine


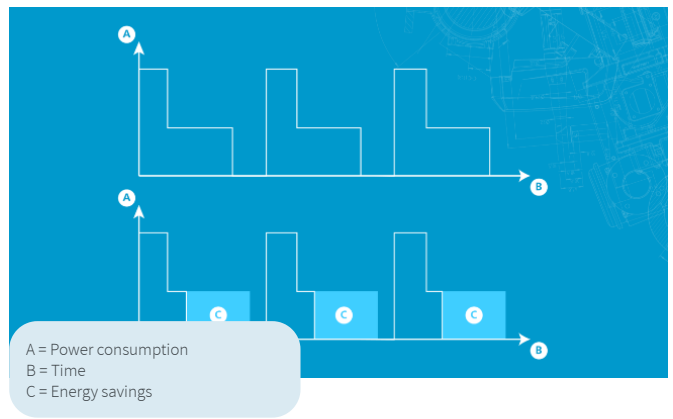
The ZR 200-355 VSD+ brings cool dense air into the package for optimal compression efficiency. The piping and components are strategically placed to minimize the pressure drop in the package, leading to optimal efficiency. The coolers have been carefully designed to keep the pressure drop at a bare minimum. Our zero loss drains account for zero waste of compressed air, making the ZR VSD+ the most efficient machine on the market.

Elektronikon® Mk5 Touch control

80% of your costs with a compressor come from energy consumption.

The Elektronikon® compressor monitoring system saves energy by using:

- **Delayed second stop** to stop the compressor whenever possible.
- **Dual pressure band** for lower pressure in the systems during weekends and nights.
- **Automatic main motor speed adjustments** depending on air demand.
- **Adapting dryer speed** according to your needs.



SMARTLINK

- Monitor your compressed air installation with SMARTLINK: Knowing the status of your compressed air equipment at all times is the surest way to achieve optimal efficiency and maximum availability.
- Go for energy efficiency: customized reports on the energy efficiency of your compressor room.
- Increase uptime: all components are replaced on time, ensuring maximum uptime.
- Save money: early warnings avoid breakdowns and production loss.

Energy Recovery

You can turn your compressor into an energy source. Air compressors equipped with Energy Recovery can help you achieve your goals in becoming carbon neutral. Compressed air is one of the most important utilities for the industry. It is also one of the largest consumers of energy. Up to 94% of the electrical energy is converted into compression heat. Without energy recovery, this heat is lost into the atmosphere via the cooling system and radiation. You can use hot water recovered from the compressed air system for sanitary purposes and space heating. But it is particularly suitable for process applications. Using the hot water as boiler pre-feed or directly in processes requiring 70 to 90°C can save you costly energy sources such as natural gas and heating oil.



A look at your installation

A compressor is only one component in the bigger picture of a smart AIR solution. Only a complete compressed air system is an energy-efficient solution. We designed a range of class-leading compressed air products, fully optimized to work better together. A smart AIR solution is the most efficient and reliable combination of a compressor with our air and gas equipment. This solution can include dryers, filters, controllers, energy recovery systems, nitrogen or oxygen generators, air receivers, coolers or boosters specified to your needs.



1 Compressors

Often people buy the same size compressor, but to optimize the system it's better to make a combination of different size compressors, technologies and controls.

2 Central controller

Having a central controller reduces the average pressure band. It also reduces the operating pressure of your machines.

- By reducing the pressure by 1 bar (or 14.5 psi), your energy usage lowers by 7%.
- By reducing the pressure by 1 bar (or 14.5 psi) decreases air leakages by 13%.

Multiple embedded functions in the Optimizer 4.0 in which pressure, capacity and speed can be regulated.



3 Integrated dryers

Our full feature concept offers an integrated dryer in the compressor. This has additional benefits, reducing installation cost, time and complexity, having dryers controlled together with the compressors, reducing connecting pipes, hence the chance of leakages and extra pressure drops. Another key benefit is the space savings that a full feature machine brings.

4 Air receiver

A correctly sized air receiver brings both energy efficiency and system reliability. It allows a narrow pressure band and limits the un-& offload cycles to reduce stress on element bearings and other internal components.

5 Air treatment portfolio

Atlas Copco has a wide air treatment portfolio that matches your needs. Our portfolio ranges from removing water, oil and dust from your compressed air to generating Oxygen and Nitrogen on site.

6 AIRnet

AIRnet is a piping solution that guarantees operational excellence for compressed air, vacuum, nitrogen and other inert gas applications. Available in aluminium and stainless steel. AIRnet Aluminium is the most effective solution for your air or gas network. Its fast and easy installation gets your operations up and running in record time. AIRnet is leak-proof and corrosion-free. Its pipes and fittings come with a 10-year warranty.

Optimize your system

With the ZR 200-355 VSD+ , Atlas Copco provides an all-in-one standard package incorporating the latest technology -in a built-to-last design. To further optimize your ZR's performance or to simply tailor it to your specific production environment, optional features are available.

	ZR 200-355 VSD+
Anchor pads	•
Energy recovery	•
Silicone-free rotor	•
High ambient temperature version	•
Kit for purge of dry air during standstill	•
IT network	•
Wooden case protection packaging	•
Test certificate	•
Witnessed performance test	•

*Please note that the availability of the option depends on the chosen configuration.
With a dedicated customization team, we can further tailor our units to your requirements.*

Engineered solutions

Atlas Copco recognizes the need to combine our serially produced compressors and dryers with the specifications and standards applied by major companies for equipment purchases. Strategically located departments within the Atlas Copco Group take care of the design and manufacturing of customized equipment to operate at extreme temperatures, often in remote locations.

Innovative technologies

All equipment is covered by our manufacturer warranty. The reliability, longevity and performance of our equipment will not be compromised. A global aftermarket operation employing 360 field service engineers in 160 countries ensures reliable maintenance by Atlas Copco as part of a local service operation.



Innovative engineering

Each project is unique and by entering into partnership with our customers, we can appreciate the challenge at hand, ask the relevant questions and design the best engineered solution for all your needs.

Top quality services

Properly caring for your air compressor helps you lower your operating costs and minimizes the risk for unplanned breakdowns or production stops. Atlas Copco offers energy efficiency checks, service, repairs, spare parts and maintenance plans for all air compressors. Entrust your servicing to our expert professionals and ensure your business continues to run efficiently. Our plans cover repairs, preventative maintenance, spare parts, and more.



Total Responsibility Plan

Complete compressor care with our Total Responsibility Plan

We take care of all your compressor maintenance, upgrades, repairs and even breakdowns for an all-inclusive price.

Complete compressor care

On-time maintenance by expert service engineers, genuine parts, proactive upgrades and compressor overhauls.

Total risk coverage

This means we take care of all your compressor repairs and even breakdowns, without extra charges.

Ultimate efficiency

Fitting the latest drive line components gives you as-new levels of compressor efficiency and reliability.



TotalCare Plan

Energy efficiency

Energy consumption is the biggest part of the total cost of ownership for compressed air equipment. Without proper maintenance, pressure drops may occur, decreasing the system's efficiency. With TotalCare Plan, all consumables are replaced on time using genuine parts.

Greater uptime

Compressed air is a vital part of your production process. A small disturbance could lead to a production stop, lost business, wasted materials, product contamination... As a TotalCare Plan customer, you are given top priority for urgent repairs.

Fixed budget

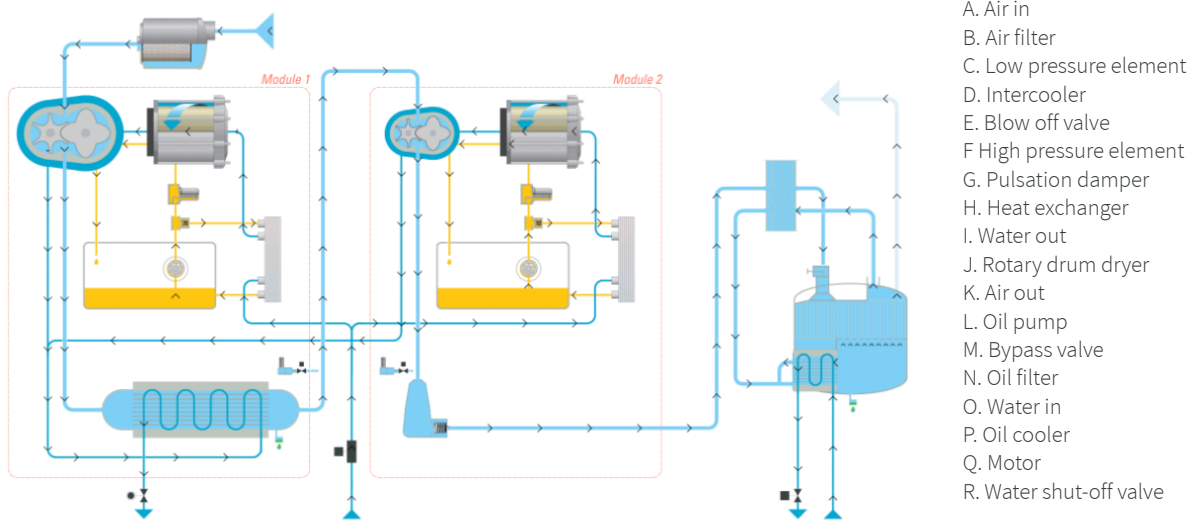
In 7 years, maintenance costs may fluctuate considerably. If an expensive repair comes up, this could seriously disrupt your budget. TotalCare Plan covers all repairs and comes with a fixed annual cost.

AIRScan

As an energy conscious buyer, you have bought the most energy efficient equipment in the market. But in time, how sure are you that your equipment is still running in the most optimal and energy efficient conditions? If that is the case, it is time to ask Atlas Copco to audit your installation.



Oil and air flows: your step-by-step guide



Filtration & compression

The air is drawn into the compressor through the inlet filter where the air is cleaned. It then continues to the first compression stage where the air is compressed to an intermediate pressure.

Cooling & second compression

After the first compression, the air is cooled down in the intercooler. Once the air is cooled down, it passes through a moisture separation system before entering the high-pressure stage. In the high-pressure stage, the pressure is brought to its final pressure.

Exchanging heat & cooling

The hot wet compressed air at the outlet of the high-pressure stage goes through the pulsation damper with integrated check valve to the heat exchanger. Here it transfers the heat to the integrated dryer used further in the process. The air continues to the aftercooler where it is cooled down and the moisture gets separated and drained.

Integrated dryer

The cooled wet compressed air is now mixed with 40% of the cooled regeneration air and enters the dryer. The dry compressed air with guaranteed dew point is now ready for use in your application.

Heat exchanger

40% of the dry air goes into the heat exchanger, where it picks up the heat from the incoming hot wet compressed air. This dry and hot regeneration air enters the regeneration section of the drum, which passes through the regeneration cooler where it is cooled down and moisture is separated and drained. Afterwards it is mixed with the incoming cooled wet compressed air.

Oil

The yellow lines represent the oil flow of the compressor. Oil is pumped from the reservoir through a high efficiency filter to provide clean, cooled oil to the gears for lubrication. Afterwards the oil flows back into the reservoir. There is also a bypass valve that allows the oil to flow to the oil cooler, so the optimal temperature is guaranteed, increasing efficiency and durability of the components.

Water

The dark blue lines represent the water flow. Cooling water is brought into the cycle and splits towards both modules and the dryer. First of all, the cooling water is directed to the integrated dryer. Secondly, the water goes to both the inter- and aftercooler to reduce the temperature of the compressed air. Lastly, the water splits to the oil coolers to reduce the temperature of the oil. It then passes through the jackets of the motor and elements to guarantee an optimal temperature. The water continues back to the cooler and is directed further to the water outlet.

Technical specifications

Specifications ZR 200-355 VSD+ Pack

Model	Working pressure		Free Air Delivery (1)		Installed motor power	Noise level (2)	Weight
		bar(e)	l/s	m ³ /min	kW	dB(A)	kg
ZR 200 VSD+ 10.4	Minimum	4	257 – 650	15.4 – 39	200	73	5580
	Effective	7	255 – 611	15.3 – 36.6			
	Maximum	10.4	251 – 480	15.1 – 28.8			
ZR 250 VSD+ 10.4	Minimum	4	257 – 810	15.4 – 48.6	250	74	
	Effective	7	255 – 767	15.3 – 46			
	Maximum	10.4	251 – 620	15.1 – 37.2			
ZR 315 VSD+ 10.4	Minimum	4	257 – 955	15.4 – 57.3	315	74	
	Effective	7	255 – 955	15.3 – 57.3			
	Maximum	10.4	251 – 796	15.1 – 47.8			
ZR 355 VSD+ 8.6	Minimum	4	257 – 1063	15.4 – 63.8	355	74	
	Effective	7	255 – 1063	15.3 – 63.8			
	Maximum	8.6	254 – 989	15.2 – 59.3			
ZR 355 VSD+ 10.4	Minimum	4	257 – 988	15.4 – 59.3	355	74	
	Effective	7	255 – 988	15.3 – 59.3			
	Maximum	10.4	251 – 902	15.1 – 54.1			

Specifications ZR 200-355 VSD+ Pack

Model	Working pressure		Free Air Delivery (1)		Installed motor power	Noise level (2)	Weight
		psig	l/s	cfm	hp	dB(A)	lb
ZR 200 VSD+ 10.4	Minimum	58	257 – 650	544 – 1378	270	73	12,300
	Effective	100	255 – 611	540 – 1294			
	Maximum	150	251 – 480	532 – 1016			
ZR 250 VSD+ 10.4	Minimum	58	257 – 810	544 – 1717	335	74	
	Effective	100	255 – 767	540 – 1626			
	Maximum	150	251 – 620	532 – 1315			
ZR 315 VSD+ 10.4	Minimum	58	257 – 955	544 – 2024	422	74	
	Effective	100	255 – 955	540 – 2024			
	Maximum	150	251 – 796	532 – 1687			
ZR 355 VSD+ 8.6	Minimum	58	257 – 1063	544 – 2253	476	74	
	Effective	100	255 – 1063	540 – 2253			
	Maximum	150	254 – 989	538 – 2095			
ZR 355 VSD+ 10.4	Minimum	58	257 – 988	544 – 2093	476	74	
	Effective	100	255 – 988	540 – 2093			
	Maximum	150	251 – 902	532 – 1912			

Dimensions ZR 200-355 VSD+ Pack

Model	Length	Width	Height
	mm		
ZR 200-355 VSD+ Pack	3044	1760	2150

Dimensions ZR 200-355 VSD+ Pack

Model	Length	Width	Height
	inch		
ZR 200-355 VSD+ Pack	120	69	85

(1) Unit performance measured according to ISO 1217, Annex E, Edition 4 (2009).

Reference conditions:

- Relative humidity 0%
- Absolute inlet pressure 1 bar (14.5 psi)
- Intake air temperature 20°C (68°F)

Free Air Delivery (FAD) is measured at effective working pressure.

(2) A-weighted emission sound pressure level at the work station (LpWSAd). Measured according to ISO 2151:2008 using ISO 9614-2 (sound intensity scanning method). The added correction factor (+/- 3 db(A)) is the total uncertainty value (KpAd) conform with the test code.

Technical specifications

Specifications ZR 200-355 VSD+ FF (iMD)

Model	Working pressure		Free Air Delivery (1)		Installed motor power	Noise level (2)	Weight
		bar(e)	l/s	m ³ /min	kW	dB(A)	kg
ZR 200 VSD+ 10.4	Minimum	6	255-643	15.3 – 38.6	200	73	6770
	Effective	7	255-606	15.3 – 36.4			
	Maximum	10.4	251-477	15.1 – 28.6			
ZR 250 VSD+ 10.4	Minimum	6	255-797	15.3 – 47.8	250	74	
	Effective	7	255-756	15.3 – 45.4			
	Maximum	10.4	251-614	15.1 – 36.8			
ZR 315 VSD+ 10.4	Minimum	6	299-937	17.9 – 56.2	315	74	
	Effective	7		17.7 – 47.2			
	Maximum	10.4		18.6 – 58.2			
ZR 355 VSD+ 8.6	Minimum	6	333 – 1041	20 – 62.5	355	74	
	Effective	7		20 – 62.4			
	Maximum	8.6		18.3 – 53.3			
ZR 355 VSD+ 10.4	Minimum	6	310 – 969	18.6 – 58.1	355	74	
	Effective	7		306 – 888			
	Maximum	10.4		18.3 – 53.3			

Specifications ZR 200-355 VSD+ FF (iMD)

Model	Working pressure		Free Air Delivery (1)		Installed motor power	Noise level (2)	Weight
		psig	l/s	cfm	hp	dB(A)	lb
ZR 200 VSD+ 10.4	Minimum	87	255-643	541-1363	270	73	14,925
	Effective	102	255-606	540-1284			
	Maximum	151	251-477	532-1010			
ZR 250 VSD+ 10.4	Minimum	87	255-797	541-1690	335	74	
	Effective	102	255-756	540-1603			
	Maximum	151	251-614	532-1301			
ZR 315 VSD+ 10.4	Minimum	87	299-937	634-1986	422	74	
	Effective	102		633-1986			
	Maximum	151		625-1666			
ZR 355 VSD+ 8.6	Minimum	87	333 – 1041	706 – 2206	476	74	
	Effective	102		705 – 2205			
	Maximum	125		703 – 2055			
ZR 355 VSD+ 10.4	Minimum	87	310 – 969	656 – 2054	476	74	
	Effective	102		309 – 969			
	Maximum	151		306 – 888			

Dimensions ZR 200-355 VSD+ FF (iMD)

Model	Length	Width	Height
	mm		
ZR 200-355 VSD+ FF (iMD)	4414	1760	2183

Dimensions ZR 200-355 VSD+ FF (iMD)

Model	Length	Width	Height
	inch		
ZR 200-355 VSD+ FF (iMD)	174	69	86

(1) Unit performance measured according to ISO 1217, Annex E, Edition 4 (2009).

Reference conditions:

- Relative humidity 0%
- Absolute inlet pressure 1 bar (14.5 psi)
- Intake air temperature 20°C (68°F)

Free Air Delivery (FAD) is measured at effective working pressure.

(2) A-weighted emission sound pressure level at the work station (LpWSAd). Measured according to ISO 2151:2008 using ISO 9614-2 (sound intensity scanning method). The added correction factor (+/- 3 db(A)) is the total uncertainty value (KpAd) conform with the test code.

Technical specifications

Specifications ZR 200-355 VSD+ FF (iMDG)

Model	Working pressure		Free Air Delivery (1)		Installed motor power	Noise level (2)	Weight
		bar(e)	l/s	m ³ /min	kW	dB(A)	kg
ZR 200 VSD+ 10.4	Minimum	6	255-643	15.3 – 38.6	200	73	Pack: 5120 iMDG dryer: 2530
	Effective	7	255-606	15.3 – 36.4			
	Maximum	10.4	251-477	15.1 – 28.6			
ZR 250 VSD+ 10.4	Minimum	6	255-797	15.3 – 47.8	250	74	
	Effective	7	255-756	15.3 – 45.4			
	Maximum	10.4	251-614	15.1 – 36.8			
ZR 315 VSD+ 10.4	Minimum	6	255-937	15.3 – 56.2	315	74	
	Effective	7		15.1 – 47.2			
	Maximum	10.4		251-786			
ZR 355 VSD+ 8.6	Minimum	6	255 – 1041	15.3 – 62.5	355	74	
	Effective	7		15.3 – 62.4			
	Maximum	8.6		254 – 970			
ZR 355 VSD+ 10.4	Minimum	6	255 – 969	15.3 – 58.1	355	74	
	Effective	7		15.1 – 53.3			
	Maximum	10.4		251 – 888			

Specifications ZR 200-355 VSD+ FF (iMDG)

Model	Working pressure		Free Air Delivery (1)		Installed motor power	Noise level (2)	Weight
		psig	l/s	cfm	hp	dB(A)	lb
ZR 200 VSD+ 10.4	Minimum	87	255-643	541-1363	270	73	Pack: 11,300 iMDG dryer: 5580
	Effective	102	255-606	540-1284			
	Maximum	151	251-477	532-1010			
ZR 250 VSD+ 10.4	Minimum	87	255-797	541-1690	335	74	
	Effective	102	255-756	540-1603			
	Maximum	151	251-614	532-1301			
ZR 315 VSD+ 10.4	Minimum	87	255-937	541-1986	422	74	
	Effective	102		540-1986			
	Maximum	151		532-1666			
ZR 355 VSD+ 8.6	Minimum	87	255 – 1041	541 – 2206	476	74	
	Effective	102		540 – 2205			
	Maximum	125		538 – 2055			
ZR 355 VSD+ 10.4	Minimum	87	255 – 969	541 – 2053	476	74	
	Effective	102		540 – 2053			
	Maximum	151		532 – 1881			

Dimensions ZR 200-355 VSD+ FF (iMDG)

Model	Length	Width	Height
	mm		
ZR 200-355 VSD+ FF (iMDG)	5651	1927	2150

Dimensions ZR 200-355 VSD+ FF (iMDG)

Model	Length	Width	Height
	inch		
ZR 200-355 VSD+ FF (iMDG)	222	76	85

(1) Unit performance measured according to ISO 1217, Annex E, Edition 4 (2009).

Reference conditions:

- Relative humidity 0%
- Absolute inlet pressure 1 bar (14.5 psi)
- Intake air temperature 20°C (68°F)

Free Air Delivery (FAD) is measured at effective working pressure.

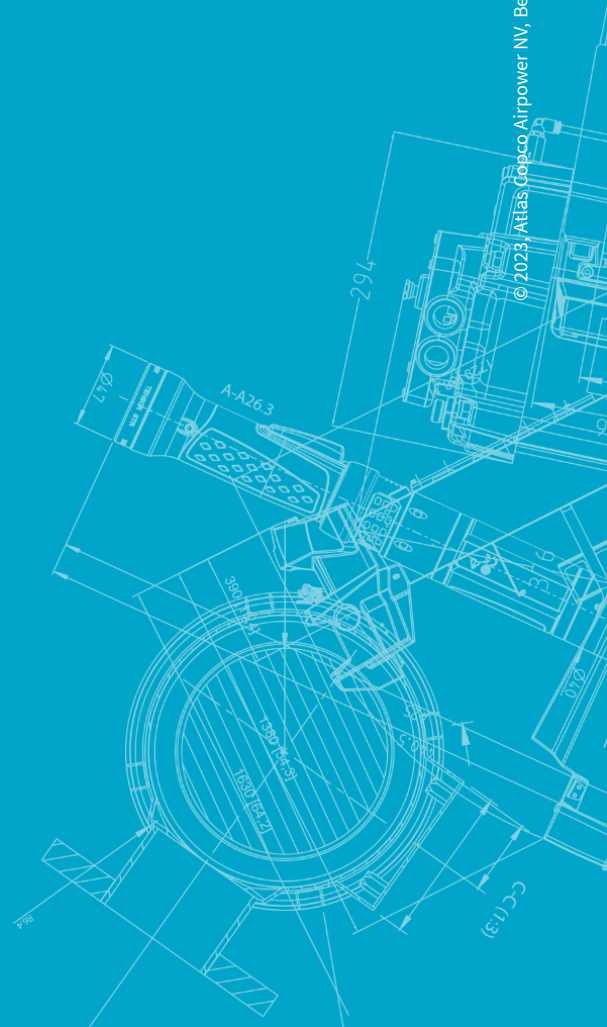
(2) A-weighted emission sound pressure level at the work station (LpWSAd). Measured according to ISO 2151:2008 using ISO 9614-2 (sound intensity scanning method). The added correction factor (+/- 3 db(A)) is the total uncertainty value (KpAd) conform with the test code.



Atlas Copco AB
(publ) SE-105 23 Stockholm, Sweden
Phone: +46 8 743 80 00
Reg. no: 556014-2720



WWW.ATLASCOPCO.COM



© 2023, Atlas Copco Airpower NW, Belgium. All rights reserved. Designs and specifications are subject to change without notice or obligation. Read all safety instructions in the manual before usage.